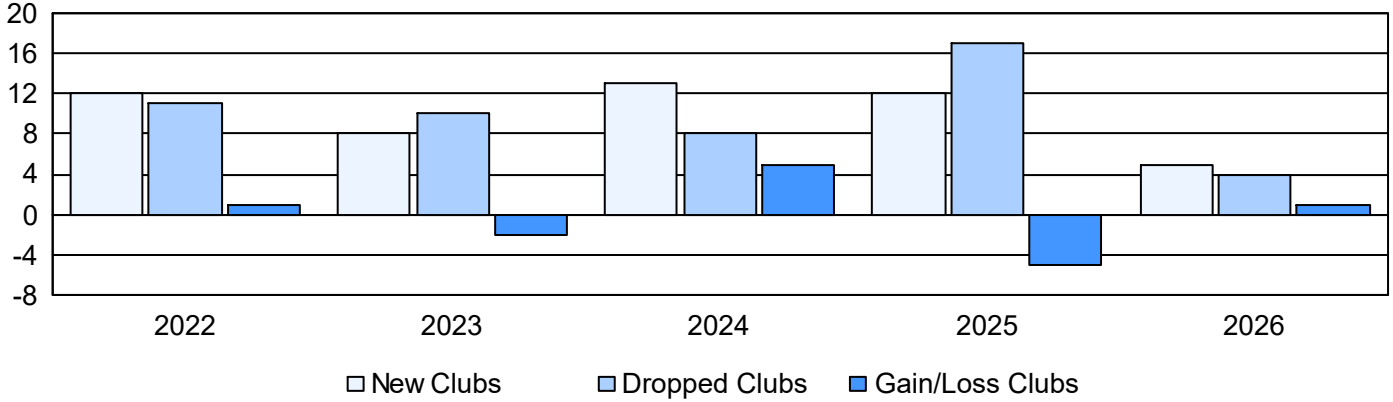
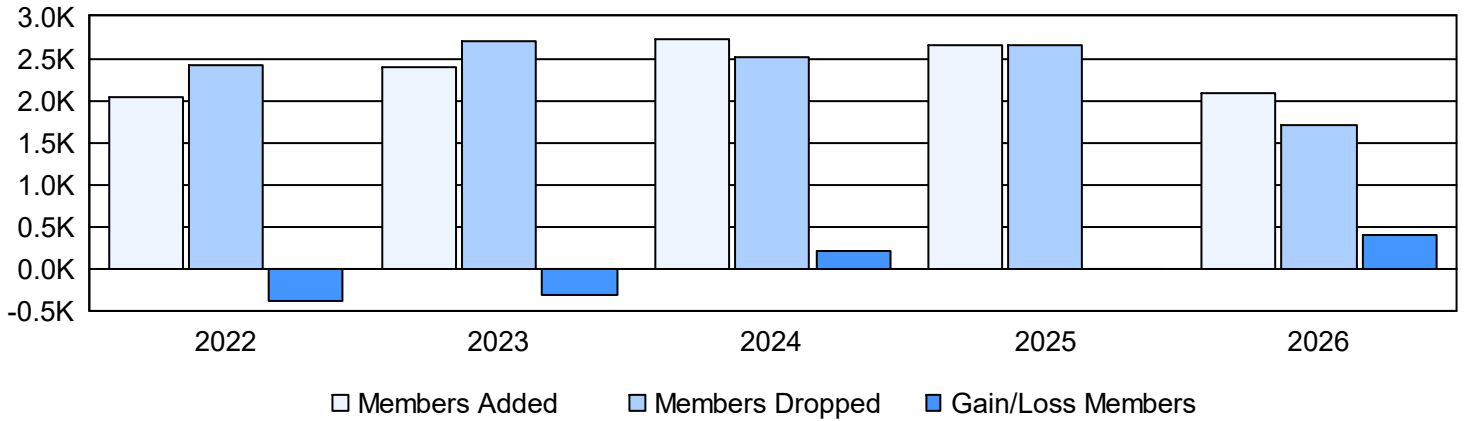


| Year | New Clubs | Dropped Clubs | Gain/ Loss Clubs | New Members | Charter Members | Reinstate Members | Transfer Members | Total Member Added | Total Members Dropped | Gain/ Loss Members |
|----------------|-----------|---------------|------------------|--------------|-----------------|-------------------|------------------|--------------------|-----------------------|--------------------|
| 2021-2022 | 12 | 11 | 1 | 1,559 | 281 | 22 | 172 | 2,034 | 2,411 | -377 |
| 2022-2023 | 8 | 10 | -2 | 2,032 | 181 | 23 | 150 | 2,386 | 2,704 | -318 |
| 2023-2024 | 13 | 8 | 5 | 2,141 | 341 | 37 | 204 | 2,723 | 2,522 | 201 |
| 2024-2025 | 12 | 17 | -5 | 2,113 | 309 | 40 | 191 | 2,653 | 2,657 | -4 |
| 2025-2026 | 5 | 4 | 1 | 1,797 | 103 | 20 | 176 | 2,096 | 1,709 | 387 |
| Average | 10 | 10 | 0 | 1,928 | 243 | 28 | 179 | 2,378 | 2,401 | -22 |

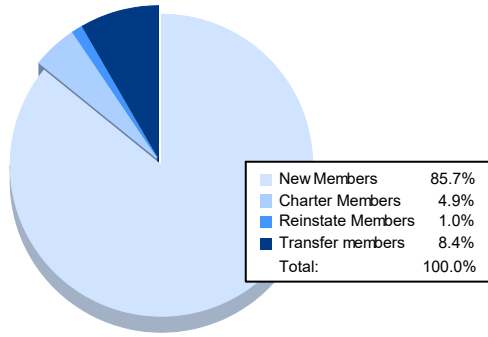
Clubs



Members



Membership Composition April 2026 Cumulative



Gender Composition April 2026 Cumulative

